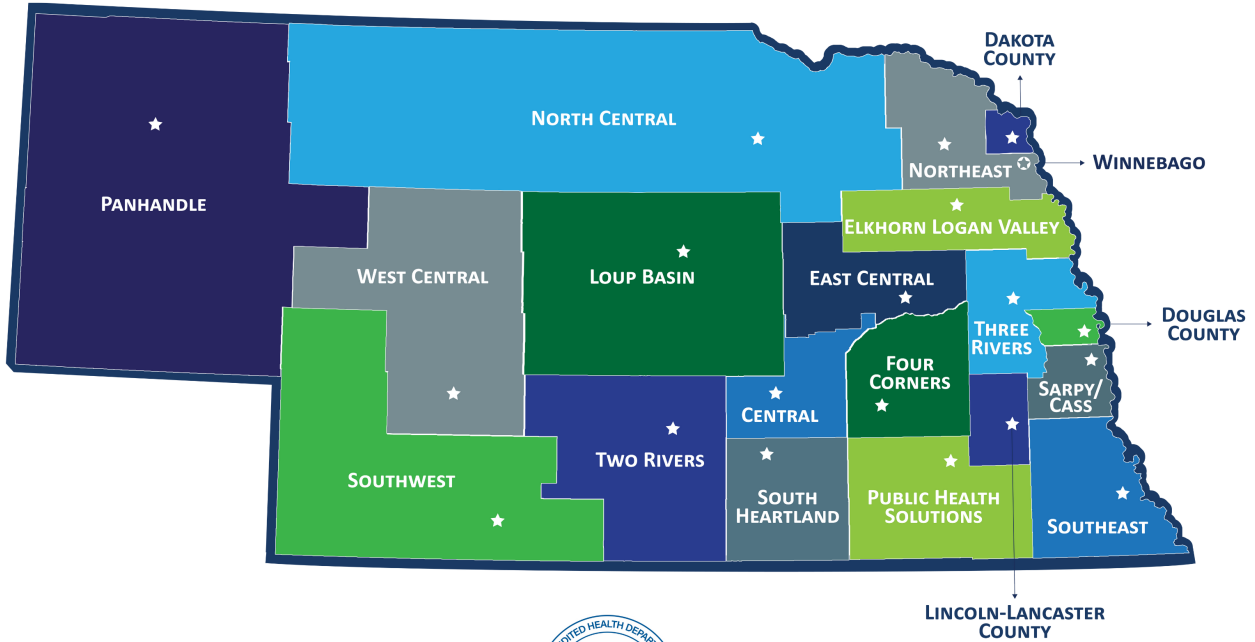


2022 Statewide LHD Profile

Health Departments amplify their effectiveness through NALHD, working together toward a vision of a healthy Good Life for all Nebraskans.



21 Member Health Departments

8



Accredited

Serving All 93 Counties

**Core Functions & 10 Essential Services of Public Health**



**Assessment:** Collect and analyze information about health problems in Nebraska Communities.



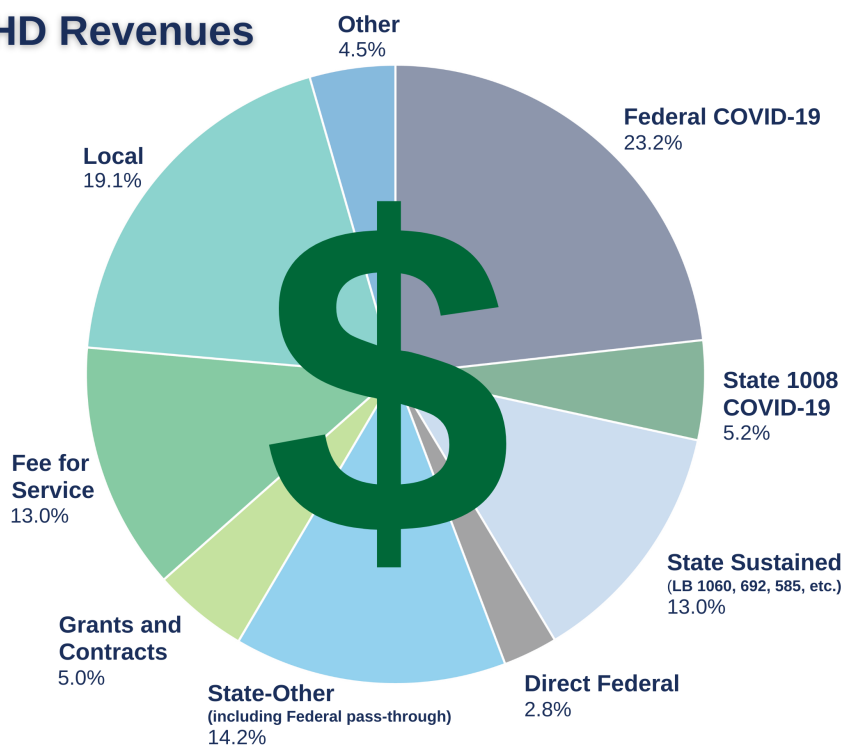
**Policy Development:** Work with partners to apply data, educate the public, and develop programs and policies - all to address and prevent illness, disease, and disability.



**Assurance:** Promote effective coordination and use of community resources to protect the health and wellbeing of Nebraskans.



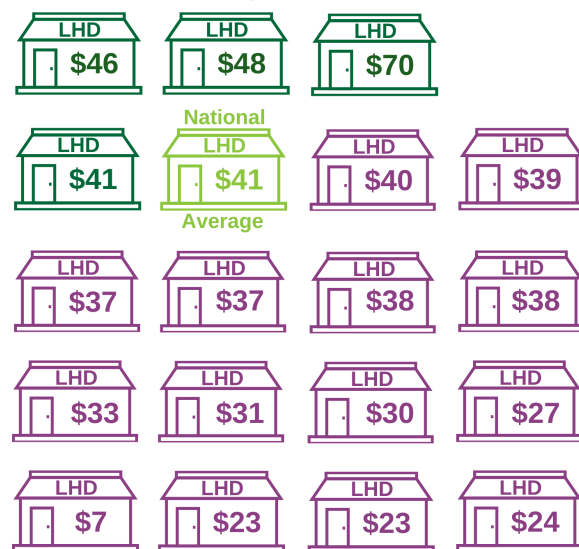
## LHD Revenues



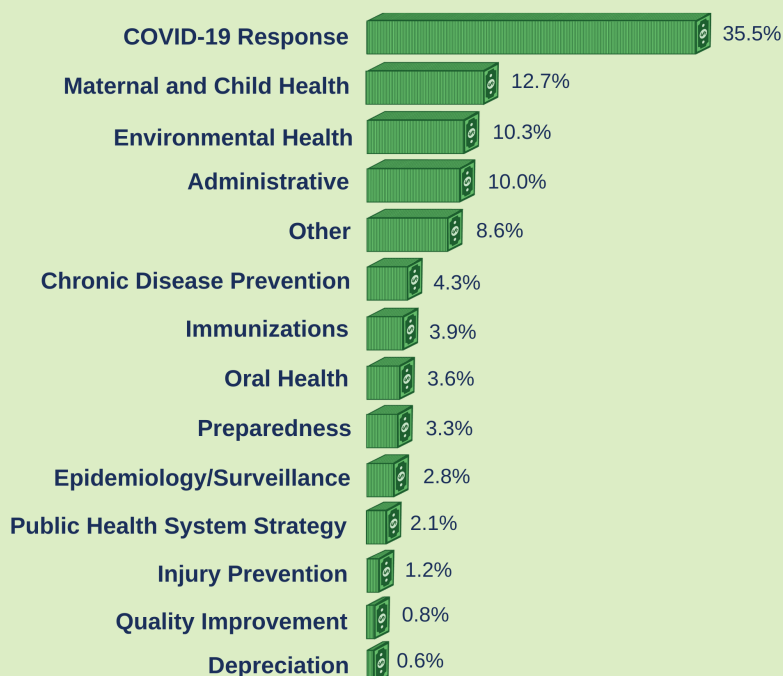
COVID funding was temporary. LHDs used COVID-specific and other revenue sources to fund their response to the pandemic.

## LHD Per Capita Expenditures Range

Only 4 Nebraska LHDs' per capita expenditures are at or above the national average.



## LHD Expenditures

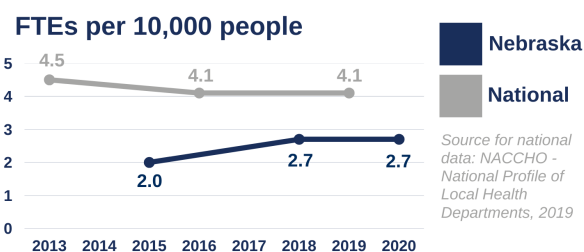


## Worth the investment.

Every **\$1** invested in prevention **saves \$5.60** in health care costs!

## Workforce Shortages

Nebraska LHDs have fewer staff per capita compared to similar-sized health departments throughout the nation.



## COVID-19 Progress > As of March 2022

Over the last two years, health departments have been the frontlines of the COVID-19 response.

**30.7% Nebraska Vaccinated & Boosted**  
**29.2% National**



Source: Centers for Disease Control COVID Data Tracker, as of March 25, 2022